



Quilt Maker Pro-16

Take the
Next Step.

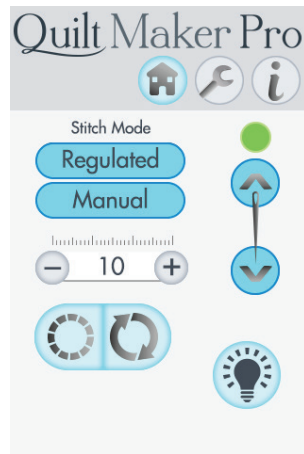


JANOME

Quilt Maker Pro 16 Features & Benefits

Machine Features

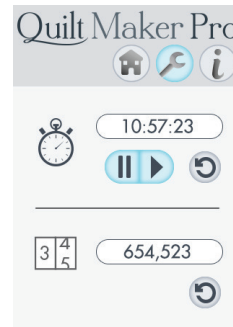
- Digital Tension Control – The tension dial is located near the needle on the machine. Each movement of the dial is shown with a number on the LCD touchscreen located on the front handlebars. This digital indication number takes the guesswork out of tension settings. Use the digital number to make notes on tension settings, and record them for future reference.
- Digital LCD Touchscreen is simple to use and provides machine information with easy to view graphics.
- Speeds up to 1,800 stitches per minute. Precision stitching and regulation even at high speeds means you get more quilting done.



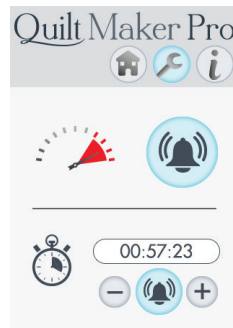
- Front handlebars include convenient magnetic storage to keep pins and scissors in easy reach.



- Quilting alarm, timers, and stitch counter make it easy to keep track of billing time and stitches for home business projects.



- Low Bobbin Alarm allows you to set bobbin alarm for specific threads and capacities so that you never topstitch without thread in the bobbin.



- Easily set and save Stitches Per Minute settings for different fabrics and threads.
- Adjustable front handlebars with LCD touchscreen.



- Ultrabright LED lights are located in a ring around the needle area and on the back of the magnetic bars on the front handles for superior lighting.

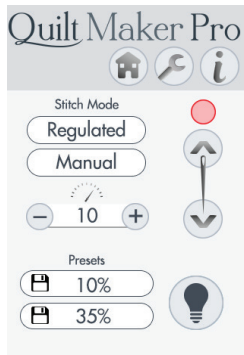


Quilt Maker Pro 16 Features & Benefits

- The machine quilting space height is 9", with 16" of length. Quilt tops up to 9' wide. Provides ample space, and very good visibility when quilting.
- The machine is updateable via USB. No need to bring the machine to your dealer for updates.



- Stitch Regulation Settings:
 - a. Precision – stitches when you move the machine. You are in complete control of the speed from the handlebars. Great for ruler work.
 - b. Cruise – this function works like a car idle; when you stop, the machine still has a little motion. Provides a smoother motion for quilters.
 - c. Manual – No stitch regulation; the machine runs at the same speed all the time.



- Built-in Thread Stand allows ample room for thread cones.



- Independent Bobbin Winder is a standard accessory. Never run out of full bobbins.

Frame Compatibility



- Quilt Maker 12' frame
- Quilt Maker 5' frame
- Optional Ruler Base provides extra stability when doing Ruler Work.



Standard Accessories:

- 2 Sewing Feet: Open Toe and Closed Toe (Ruler) Foot
- Bobbins
- Needles
- Pin Oiler

Optional Accessories:

- 16" Machine Ruler Base
- Couching Feet Set
- Glide Foot
- Echo Feet Set
- Horizontal Spool Pin
- Bobbin 8 Pack
- Bobbin Case

Quilt Maker Pro 16 Features & Benefits

QMP 16 Specifications

Machine Arm	16 inches
Machine Height	9 inches
Maximum Speed	2,200 spm
Stitch Regulation	2 modes: Precision and Cruise
Manual Speed Mode	3 Customizable Presets
Basting Stitch Options	Four: 1/2", 1", 2", 4"
Thread Stand	Built-in Telescoping
Tension	Easy Set Tension with Digital Tension Display
Handlebars	Adjustable Front
Screen Display	Digital Touchscreen
Power Switches	Front and Rear
Lighting	LED
Lighting Locations	Ring Above Needle and Back of Front Handlebars
Included Feet	1/4" Ruler and Open Toe
Bobbin	M Class
Rotary Hook	High Speed
Stitch Counters	Yes
Needle Stop Position Control	Yes
Timers	Quilting Alarm and Project
Built-in Diagnostics	Yes
Language Options	English, French, German, Spanish
Warranty	5 Year Mechanical and Electrical; 10 Year Casting